



Make your world move!

Motor driven cable reels



Ed. 2019



The History

DEMAC: the origins of an Italian success in the world.

DEMAC is a market-leading company in the manufacturing sector of hose and cable reels for industrial and lifting applications.

Its history started in Cisliano, a small town near Milan, at the end of the 1970s with a man who had few certainties but great ambitions: Domenico Varano. In those years, thanks to his professional growth in one of the most successful and renowned companies which manufactured lift trucks and telescopic handlers, he began to develop new projects and new technical solutions in the same field.

Domenico had a great passion for his job, but he soon understood he wanted to create something greater. For this reason, in 1981 he established his own firm where he could create and develop all his projects. He called it DEMAC and he established it in his own house to devote all his time and space to it.

The company was growing quickly and in 1987 Domenico moved its headquarters in Cerello, few kilometres from his house, in a small and well-organized 400m² structure where DEMAC had its first real and tangible development at the beginning of the 1990s.

Its customers' great satisfaction and Domenico's firm faith in the company built the base for the next big step to such an extent that in 1995 a much bigger structure with a better organisation for all its component parts became necessary. This time in Corbetta.

A small local firm was quickly becoming a reference point for the professionals in this industry throughout the world and so in 2005 Domenico with his constantly-present sons Fabio and Laura created a state-of-the-art structure in the industrial area of Magenta (last expansion works in January 2016).

This is the history, longer than thirty years, of a firm where the word passion, people's value and the quality of its products come before anything else. Because projects and inventions are not due to chance, but they stem from the experiences of the past, from the lust for the present and from the constant look at the future.





ISO 9001



ISO 14001



OHSAS 18001

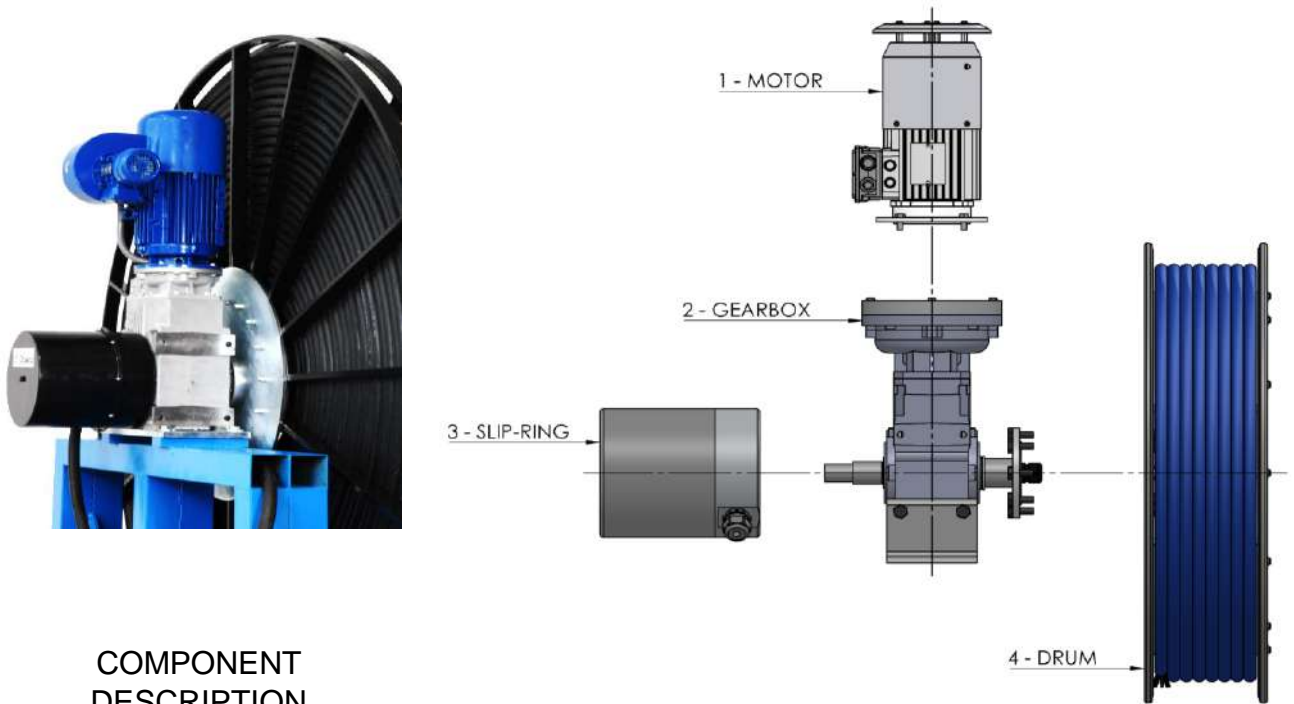


MOTOR DRIVEN CABLE REELS

Basic Information	Pag. 5
Identification code	Pag. 9
Drawings	Pag. 10
Monospiral coiling motor driven cable reel	Pag. 11
Random coiling motor driven cable reel	Pag. 13
Cables datasheet	Pag. 15
Enquiry form	Pag. 16



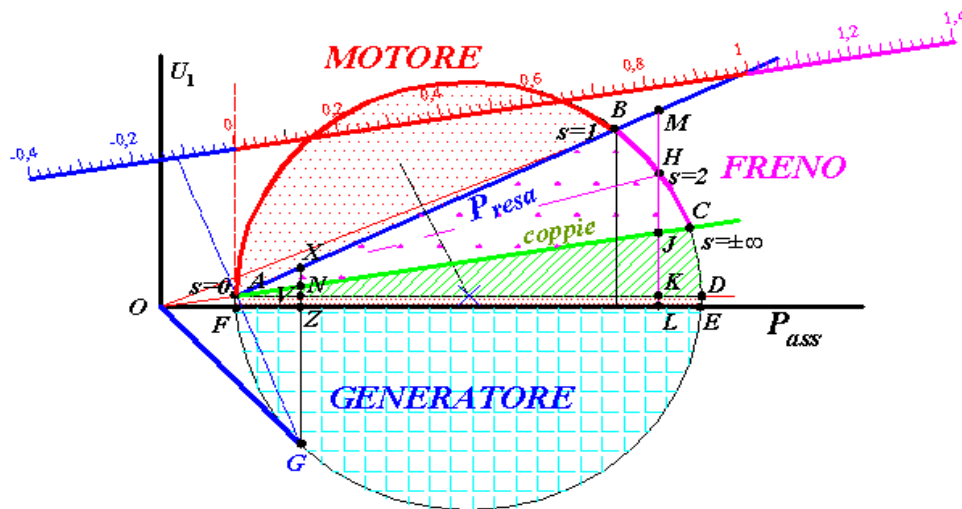
DEMAC TORQUE MOTOR SYSTEM



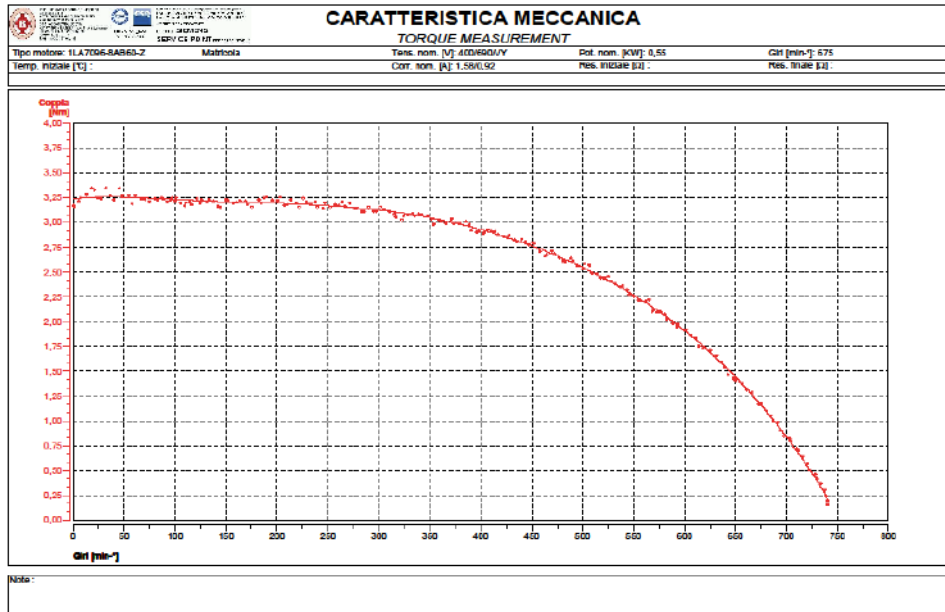
COMPONENT DESCRIPTION

1) TORQUE MOTOR CHARACTERISTICS

The torque motor is an induction motor designed to give a constant torque in reeling, unreeling and braked mode. The system is also designed for continuous duty. To understand how it works is important to see the CIRCULAR DIAGRAM. You can divide the diagram in three zone MOTORE REGION (MOTORE), GENERATOR REGION (GENERATORE) and, the most important for our purpose, the BREAKING REGION, (FRENO). In this zone the rotor turns in the opposite direction of the magnetic rotating field, and assure, in the unreeling sense, a constant tension on the cable or hose.



All this is obtained using an asynchronous motor with a high slip characteristics, and flat mechanical characteristics in the range of work. The motors are used up to maximum of + 400 rpm (MOTORING MODE) and -400 rpm (BREAKING MODE). In this range the torque fluctuation is approximately 10%. This is shown in the graphic below for motor area.

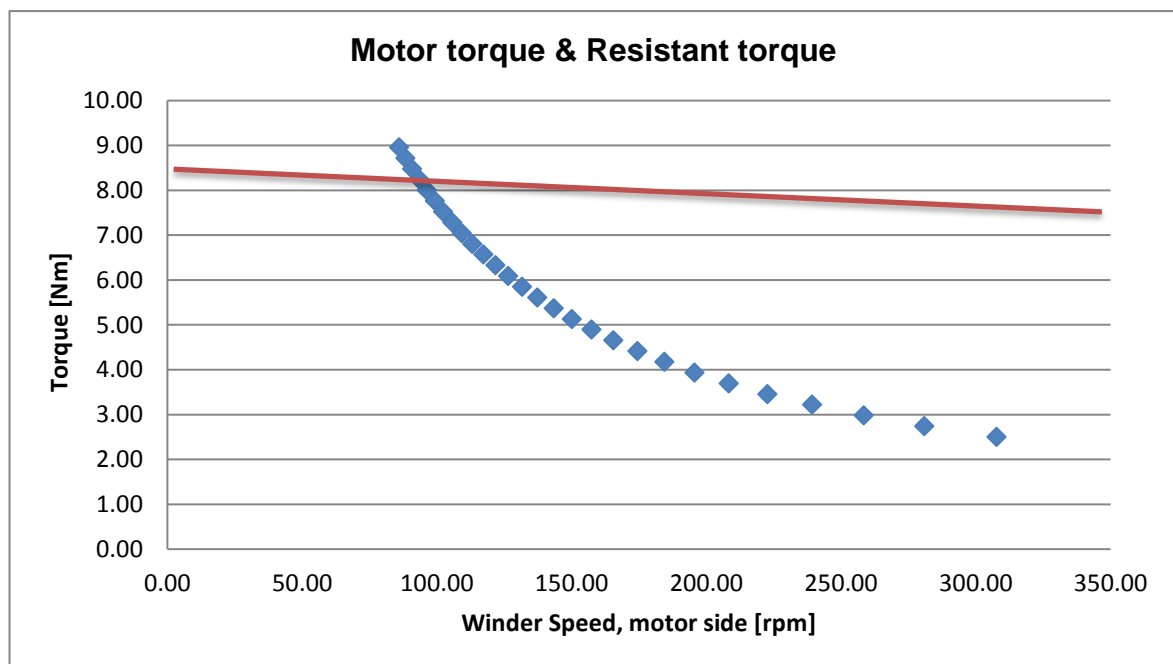


MECHANICAL CHARACTERISTICS, OF MOTOR TORQUE

The torque motor is equipped with an electro-magnetic brake and is servo ventilated. It is fitted with a spring loaded electromagnetic brake which opens with electric power. The brake can operate in any position. The ventilation of the motor is accomplished through the use of separately supplied fan. Single phase and axial flow fan for motor type M01 to M08. Three phase and radial flow fan for motor type M10 to M25.

The standard protection class is IP 55 (IP56, on request) and are suitable for an environment temperatures up to 40°C degree. H thermal class assure a temperature rise of 125 °C and a maximum temperature of the insulation system of 180 °C.

All torque motors are equipped with thermal probes: this probes must be connected to the emergency system of mobile vehicle.



Graphic with torque motor (red line) and resistant torque (blue point), in function of number of turns, for spiral coiling (mono-spiral)

2) BEVEL GEAR BOX

The gear box are designed as an enclosed housing version for industrial application. This is the most important component of motorized cable reel. It adapts motor speed and torque to the requirement of the application. They are delivered filled with oil.


3) SLIP-RING or COLLECTOR RING (US)

"The slip-ring is a conducting ring against which the brushes are maintained enabling current to flow between a rotating and a stationary part of a circuit by sliding contact" (the cable). IEC 411-41-12.

Our slip-ring assemblies for power transmission, data transmission and signal transmission are constructed in accordance with our customer's individual wishes and for the respectively intended purpose.

Rings : brass or bronze, refined, if necessary, with silver plated or gold plated.

Brushes : Bronze graphite, Silver graphite or special carbons.



The slip-rings contacts are suitable for current transmissions from few mA up to 400 A, and rated voltage up to 0.6/1 kV. Special slip rings contacts are also used for data transmission, connecting PROFIBUS and PROFINET cables.

Laboratory tests are available to certificate the quality of transmission (reduced noise).

Statement of conformance

The experts of CSMT Gestione Scari, the PROFIBUS and PROFINET Competence Center in Italy, after considering the following documents:

- Device drawings for DEMAC Srl model CRS295.04.PROFINET.10/V
- Cable specifications for LAPP GmbH model ETHERLINE® FD P FC Cat. 5
- Connector specifications for LAPP GmbH model ED-IE-AX-3-PN-20-FC
 - Link certification report generated by Lantek IL-330 (IDEAL Industries) on 02/02/2016 (attached to this declaration with the filename SN296726_Ethernet_cable_test.pdf)

and according to

- IEC 61918 : 2013
- IEC 61784.3-3 : 2013
- PROFINET Installation Guideline for Cabling and Assembly, Version 1.0, Jan 2009, Order No: 8 072
- PROFINET Installation Guideline for Commissioning", Version 1.36, Dec 2014, Order No: 8 082

state

that at the part under test

- Model: Cable reel CRS295.04.PROFINET.10 / V
- Serial Number: SN296726
- built by: DEMAC S.r.l.

can be used with the PROFIBUS protocol.


Paolo Ferrari
On behalf of CSMT Gestione Scari - PROFIBUS and PROFINET Competence Center Italy

Date: 03 February 2016



CSMT Gestione Scari via Marconi 45, 20123 - Milano, Tel. +39 030 60 50 111, Fax +39 030 60 50 090
PROFIBUS and PROFINET Competence Center certified by PI - profib@csmt.it - www.csmt.it

4) DRUM/SPOOL

The spool is one of the most critical components of a motor driven reel system. Choosing the ideal spool will optimize performance and maximize the life of the cable. The right spool can provide long maintenance cycles and avoid downtime.

With either a standard or a customized solution, DEMAC is always able to provide the best type of spool for your application.

The Random Wind Spool is particularly suited for short or medium lengths of cable or hose. During winding, the cable is naturally distributed around the drum without any cable guide system. Usually, our reeling length is about 180 meter.



The Monospiral Spool wind the cable in the same plane and prevents the cable from twisting. It is your guaranty of a longer cable life. Monospiral Spools offer maximum exposure to ambient air and best cooling of the cable. The max reeling length is about 250 meter. The maximum diameter of the wheel is 3000 mm.

IDENTIFICATION CODE

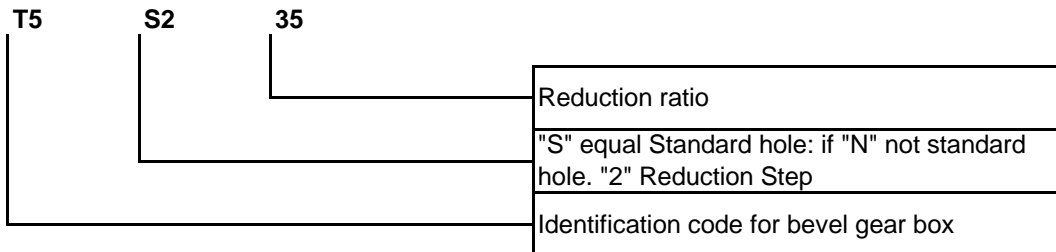
Example:

RANDOM COILING:

T5S2.35/056.100.35/M01

MONOSPIRAL COILING:

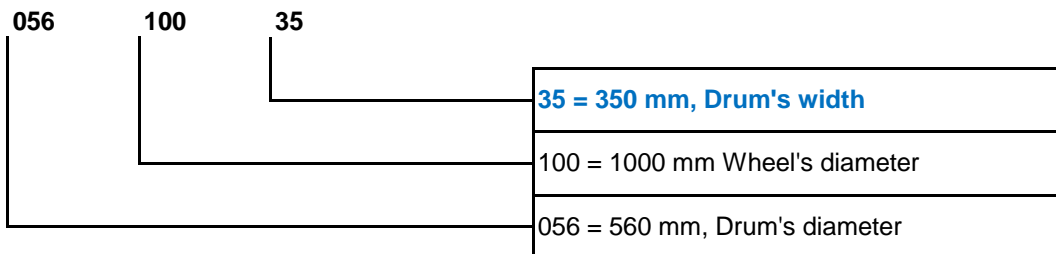
T5S2.35/056.130.30/M03



The first part of the code is equal for both, RANDOM or MONOSPIRAL COILING. The second part, regarding the drum, is similar but a little bit different.

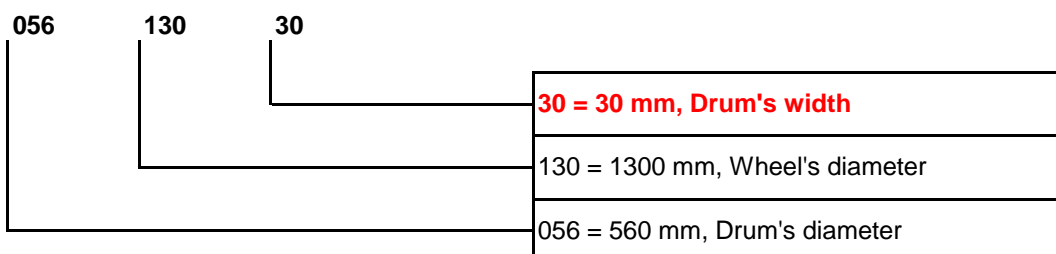
RANDOM COILING DRUM:

056.100.35



MONOSPIRAL COILING DRUM:

056.140.36

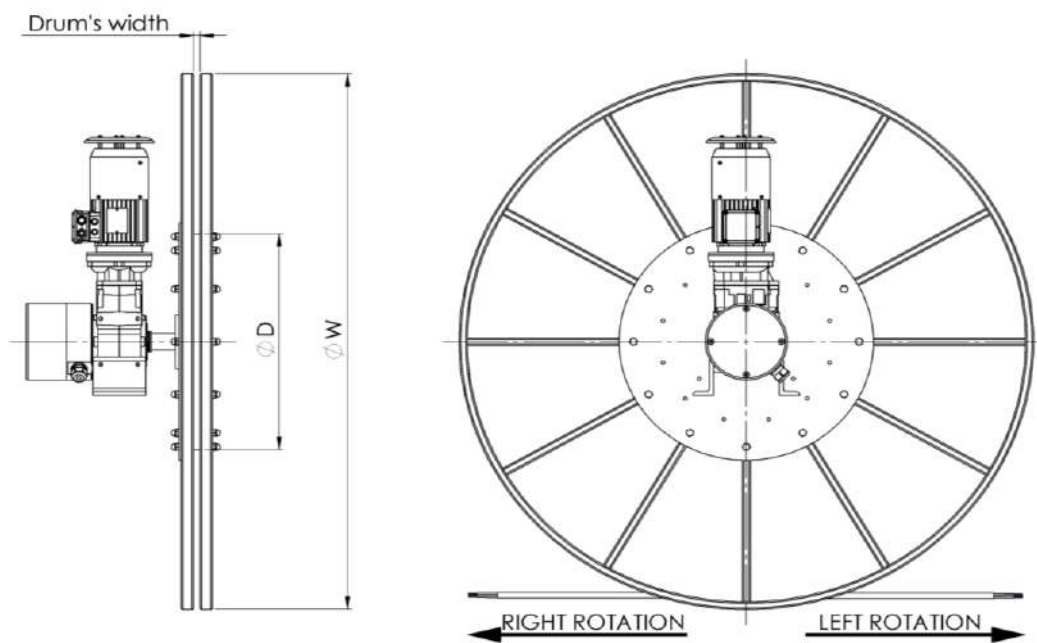


The only difference is in the drum's width of MONOSPIRAL REELS. The rule is 10% more of cable's diameter, and is expressed in mm, directly.

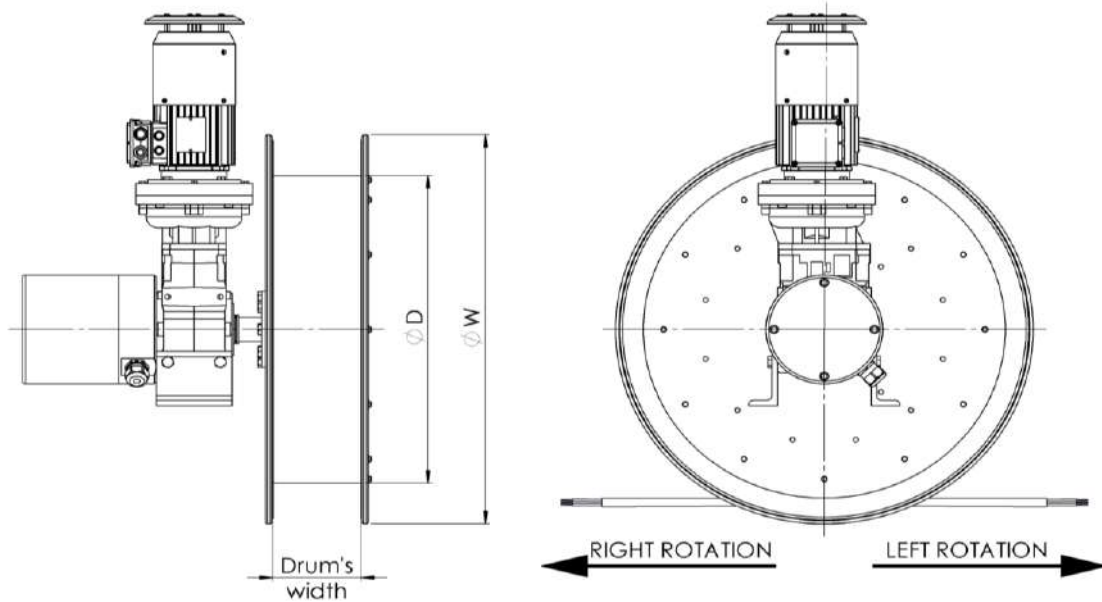
M01, M02, M03

Torque Motor, with rated torque of 1.2, 2.0, 3.0 Nm, and so on. All our Torque Motor are 4 pairs of poles, with constant torque, in the rotation range of ± 400 rpm.

MONOSPIRAL COILING



RANDOM COILING



2D and 3D technical drawings available on request



Monospiral coiling - Trommelflex PUR-HF

HORIZONTAL PAYOUT, MONOSPIRALSPIRAL COILING , MOUNTING HEIGHT MAX 2.5 m. WITHOUT DEFLECTION. ACCELERATION 0.2 m/s² DRUM ON MOBILE DEVICE

4x2,5 mm ² Trommelflex PUR-HF, Ø 12,3 mm, Specific Weight 200 kg/km, Maximum permissible tensile force [N] 250							
Reel	L _{reeling} [m]	Collector, 3+Earth Rated Current= 30 A Rated Voltage= 06/1 kV	Speed in m/min				
			20	40	60	80	
B10	45	SR150.04.030	T2S2.29/045.100.14/M01	T2S2.14/045.100.14/M01	T2S2.09/045.100.14/M02	T2S2.07/045.100.14/M02	
C12	65	SR150.04.030	T2S2.35/056.120.14/M01	T2S2.18/056.120.14/M01	T2S2.12/056.120.14/M02	T2S2.08/056.120.14/M02	
C15	105	SR150.04.030	T2S2.35/056.150.14/M01	T2S2.18/056.150.14/M01	T2S2.12/056.150.14/M02	T2S2.08/056.150.14/M02	
D18	150	SR150.04.030	T2S2.14/070.180.14/M01	T2S2.21/070.180.14/M01	T2S2.14/070.180.14/M02	T2S2.10/070.180.14/M02	

4x4 mm ² Trommelflex PUR-HF, Ø 13,5 mm, Specific Weight 280 kg/km, Maximum permissible tensile force [N] 400							
Reel	L _{reeling} [m]	Collector, 3+Earth Rated Current= 60 A Rated Voltage= 06/1 kV	Speed in m/min				
			20	40	60	80	
B10	40	SR200.04.060	T2S2.26/045.100.15/M01	T2S2.12/045.100.15/M02	T2S2.09/045.100.15/M02	T2S2.07/045.100.15/M03	
C12	55	SR200.04.060	T2S2.31/056.120.15/M01	T2S2.14/056.120.15/M02	T2S2.12/056.120.15/M02	T2S2.08/056.120.15/M03	
C15	100	SR200.04.060	T2S2.31/056.150.15/M01	T2S2.18/056.150.15/M02	T2S2.12/056.150.15/M02	T2S2.08/056.150.15/M03	
D18	140	SR200.04.060	T2S2.39/070.180.15/M01	T2S2.21/070.180.15/M02	T2S2.14/070.180.15/M02	T2S2.10/070.180.15/M03	

4x6 mm ² Trommelflex PUR-HF, Ø 14,9 mm, Specific Weight 372 kg/km, Maximum permissible tensile force [N] 600							
Reel	L _{reeling} [m]	Collector, 3+Earth Rated Current= 60 A Rated Voltage= 06/1 kV	Speed in m/min				
			20	40	60	80	
B12	50	SR200.04.060	T2S2.29/045.120.16/M01	T2S2.14/045.120.16/M02	T2S2.09/045.120.16/M03	T2S2.06/045.120.16/M05	
C15	90	SR200.04.060	T2S2.35/056.150.16/M01	T2S2.18/056.150.16/M02	T2S2.12/056.150.16/M03	T2S2.07/056.150.16/M05	
E18	120	SR200.04.060	T2S2.48/080.180.16/M01	T2S2.23/080.180.16/M02	T2S2.16/080.180.16/M03	T2S2.10/080.180.16/M05	
E20	160	SR200.04.060	T2S2.48/080.200.16/M01	T2S2.23/080.200.16/M02	T2S2.16/080.200.16/M03	T2S2.10/080.200.16/M05	

4x10 mm ² Trommelflex PUR-HF, Ø 18,9 mm, Specific Weight 615 kg/km, Maximum permissible tensile force [N] 1000							
Reel	L _{reeling} [m]	Collector, 3+Earth Rated Current= 60 A Rated Voltage= 06/1 kV	Speed in m/min				
			20	40	60	80	
B12	40.0	SR200.04.060	T2N2.45/045.120.20/M02	T2N2.14/045.120.20/M03	T2N2.09/045.120.20/M05	T2N2.07/045.120.20/M06	
C15	65	SR200.04.060	T2N2.35/056.150.20/M02	T2N2.18/056.150.20/M03	T2N2.12/056.150.20/M05	T2N2.08/056.150.20/M06	
E20	120	SR200.04.060	T2N2.48/080.200.20/M02	T2N2.23/080.200.20/M03	T2N2.16/080.200.20/M05	T2N2.12/080.200.20/M06	
F24	180	SR200.04.060	T2N2.48/090.240.20/M02	T2N2.26/090.240.20/M03	T2N2.18/090.240.20/M05	T2N2.14/090.240.20/M06	

4x16 mm ² Trommelflex PUR-HF, Ø 22,1 mm, Specific Weight 924 kg/km, Maximum permissible tensile force [N] 1500							
Reel	L _{reeling} [m]	Collector, 3+Earth Rated Current= 100 A Rated Voltage= 06/1 kV	Speed in m/min				
			20	40	60	80	
C15	55	SR320.04.100	T4S2.36/056.120.24/M02	T4S2.17/056.120.24/M05	T4S2.11/056.120.24/M06	T4S2.08/056.120.24/M08	
E20	100	SR320.04.100	T4S2.49/080.200.24/M02	T4S2.25/080.200.24/M05	T4S2.15/080.200.24/M06	T4S2.11/080.200.24/M08	
G20	150	SR320.04.100	T4S2.60/100.240.24/M02	T4S2.28/100.240.24/M05	T4S2.60/100.240.24/M06	T4S2.15/100.240.24/M08	
H30	240	SR320.04.100	T4S2.74/120.300.24/M02	T4S2.36/120.240.24/M05	T4S2.25/120.300.24/M06	T4S2.17/120.240.24/M08	

4x25 mm ² Trommelflex PUR-HF, Ø 25,5 mm, Specific Weight 1230 kg/km, Maximum permissible tensile force [N] 2500							
Reel	L _{reeling} [m]	Collector, 3+Earth Rated Current= 160 A Rated Voltage= 06/1 kV	Speed in m/min				
			20	40	60	80	
C15	50	SR320.04.160	T5S2.35/056.150.28/M03	T5S2.17/056.150.28/M06	T5S2.11/056.150.28/M08	T5S2.08/056.150.28/M12	
E20	85	SR320.04.160	T5S2.48/080.200.28/M03	T5S2.22/080.200.28/M06	T5S2.16/080.200.28/M08	T5S2.11/080.200.28/M12	
G25	140	SR320.04.160	T5S2.58/100.250.28/M03	T5S2.28/100.250.28/M06	T5S2.17/100.250.28/M08	T5S2.16/100.250.28/M12	
H30	210	SR320.04.160	T5S2.71/120.300.28/M03	T5S2.35/120.300.28/M06	T5S2.22/120.300.28/M08	T5S2.17/120.300.28/M12	

4x35 mm ² Trommelflex PUR-HF, Ø 30,2 mm, Specific Weight 1760 kg/km, Maximum permissible tensile force [N] 3500							
Reel	L _{reeling} [m]	Collector, 3+Earth Rated Current= 160 A Rated Voltage= 06/1 kV	Speed in m/min				
			20	40	60	80	
C15	40	SR320.04.160	T5S2.35/056.150.32/M05	T5S2.17/056.150.32/M08	T5S2.11/056.150.32/M12	T5S2.09/056.150.32/M15	
E20	70	SR320.04.160	T5S2.48/080.200.32/M05	T5S2.22/080.200.32/M08	T5S2.16/080.200.32/M12	T5S2.11/080.200.32/M15	
G25	115	SR320.04.160	T5S2.64/100.250.40/M05	T5S2.28/100.250.40/M08	T5S2.17/100.250.40/M12	T5S2.16/100.250.40/M15	
H30	170	SR320.04.160	T5S2.71/120.300.32/M05	T5S2.35/120.300.32/M08	T5S2.22/120.300.32/M12	T5S2.17/120.300.32/M15	

Monospiral coiling - NSHTÖU-J

HORIZONTAL PAYOUT, MONOSPIRALSPIRAL COILING. MOUNTING HEIGHT MAX 2.5 m, WITHOUT DEFLECTION, ACCELERATION 0.2 m/s² DRUM ON MOBILE DEVICE

4x2,5 mm ² Panzerflex NSHTÖU-J, Ø 16,3 mm, Specific Weight 355 kg/km, Maximum permissible tensile force [N] 150							
Reel	L _{reeling} [m]	Collector, 3+Earth Rated current= 30A Rated Voltage= 0,6/1 kV	Speed in m/min				
			20	40	60	80	
B10	30	SR150.04.030	T2S2.29/045.100.18/M01	T2S2.14/045.100.18/M02	T2S2.09/045.100.18/M03	T2S2.07/045.100.18/M04	
C15	75	SR150.04.030	T2S2.35/056.150.18/M01	T2S2.18/056.150.18/M02	T2S2.12/056.150.18/M03	T2S2.08/056.150.18/M04	
E18	105	SR150.04.030	T2S2.48/080.180.18/M01	T2S2.23/080.180.18/M02	T2S2.16/080.180.18/M03	T2S2.12/080.180.18/M04	
E20	140	SR150.04.030	T2S2.48/080.200.18/M01	T2S2.23/080.200.18/M02	T2S2.16/080.200.18/M03	T2S2.12/080.200.18/M04	

4x4 mm ² Panzerflex NSHTÖU-J, Ø 18,1 mm, Specific Weight 460 kg/km, Maximum permissible tensile force [N] 320							
Reel	L _{reeling} [m]	Collector, 3+Earth Rated current= 60A Rated Voltage= 0,6/1 kV	Speed in m/min				
			20	40	60	80	
C12	40	SR.200.04.060	T2N2.35/056.120.20/M01	T2N2.18/056.120.20/M02	T2N2.12/056.120.20/M03	T2N2.08/056.120.20/M04	
D15	60	SR.200.04.060	T2N2.43/070.150.20/M01	T2N2.21/070.150.20/M02	T2N2.14/070.150.20/M03	T2N2.10/070.150.20/M04	
E18	95	SR.200.04.060	T2N2.48/080.180.20/M01	T2N2.23/080.180.20/M02	T2N2.16/080.180.20/M03	T2N2.12/080.180.20/M04	
F20	115	SR.200.04.060	T2N2.53/090.200.20/M01	T2N2.26/090.200.20/M02	T2N2.18/090.200.20/M03	T2N2.14/090.200.20/M04	

4x6 mm ² Panzerflex NSHTÖU-J, Ø 20,5 mm, Specific Weight 615 kg/km, Maximum permissible tensile force [N] 480							
Reel	L _{reeling} [m]	Collector, 3+Earth Rated current= 60A Rated Voltage= 0,6/1 kV	Speed in m/min				
			20	40	60	80	
C12	35	SR.200.04.060	T3N2.36/056.120.22/M01	T3N2.16/056.120.22/M03	T3N2.11/056.120.22/M04	T3N2.08/056.120.22/M05	
D16	65	SR.200.04.060	T3N2.43/070.160.22/M01	T3N2.20/070.160.22/M03	T3N2.13/070.160.22/M04	T3N2.10/070.160.22/M05	
E18	80	SR.200.04.060	T3N2.48/080.180.22/M01	T3N2.22/080.180.22/M03	T3N2.16/080.180.22/M04	T3N2.11/080.180.22/M05	
F20	105	SR.200.04.060	T3N2.52/090.200.22/M01	T3N2.26/090.200.22/M03	T3N2.18/090.200.22/M04	T3N2.13/090.200.22/M05	

4x10 mm ² Panzerflex NSHTÖU-J, Ø 24,0 mm, Specific Weight 920 kg/km, Maximum permissible tensile force [N] 800							
Reel	L _{reeling} [m]	Collector, 3+Earth Rated current= 60A Rated Voltage= 0,6/1 kV	Speed in m/min				
			20	40	60	80	
C12	30	SR.200.04.060	T4S2.35/056.120.26/M02	T4S2.17/056.120.26/M05	T4S2.11/056.120.26/M07	T4S2.08/056.120.26/M08	
D16	55	SR.200.04.060	T4S2.45/070.160.26/M02	T4S2.22/070.160.26/M05	T4S2.13/070.160.26/M07	T4S2.10/070.160.26/M08	
E20	90	SR.200.04.060	T4S2.48/080.200.26/M02	T4S2.25/080.200.26/M05	T4S2.15/080.200.26/M07	T4S2.11/080.200.26/M08	
G25	140	SR.200.04.060	T4S2.58/100.250.26/M02	T4S2.28/100.250.26/M05	T4S2.20/100.250.26/M07	T4S2.15/100.250.26/M08	

4x16 mm ² Panzerflex NSHTÖU-J, Ø 27,6 mm, Specific Weight 1310 kg/km, Maximum permissible tensile force [N] 1280							
Reel	L _{reeling} [m]	Collector, 3+Earth Rated current= 100A Rated Voltage= 0,6/1 kV	Speed in m/min				
			20	40	60	80	
C13	30 (34+3)	SR320.04.100	T5S2.35/056.130.30/M03	T5S2.17/056.130.30/M06	T5S2.11/056.130.30/M10	T5S2.09/056.130.30/M12	
E20	80 (85+3)	SR320.04.100	T5S2.48/080.200.30/M03	T5S2.22/080.200.30/M06	T5S2.16/080.200.30/M10	T5S2.11/080.200.30/M12	
G25	115 (122+3)	SR320.04.100	T5S2.58/100.250.30/M03	T5S2.28/100.250.30/M06	T5S2.17/100.250.30/M10	T5S2.16/100.250.30/M12	
H30	170 (178+3)	SR320.04.100	T5S2.71/120.300.30/M03	T5S2.35/120.300.30/M06	T5S2.22/120.300.30/M10	T5S2.17/120.300.30/M12	

4x25 mm ² Panzerflex NSHTÖU-J, Ø 32,8 mm, Specific Weight 1860 kg/km, Maximum permissible tensile force [N] 2000							
Reel	L _{reeling} [m]	Collector, 3+Earth Rated current= 160A Rated Voltage= 0,6/1 kV	Speed in m/min				
			20	40	60	80	
C14	30	SR320.04.160	T6S3.35/056.140.36/M05	T6S2.16/056.140.36/M08	T6S2.13/056.140.36/M12	T6S2.07/056.140.36/M17	
E20	65	SR320.04.160	T6S3.51/080.200.36/M05	T6S3.24/080.200.36/M08	T6S2.16/080.200.36/M12	T6S2.13/080.200.36/M17	
G25	105	SR320.04.160	T6S3.63/100.250.36/M05	T6S3.32/100.250.36/M08	T6S2.20/100.250.36/M12	T6S2.16/100.250.36/M17	
H30	150	SR320.04.160	T6S3.70/120.300.36/M05	T6S3.35/120.300.36/M08	T6S3.24/120.300.36/M12	T6S2.16/120.300.36/M17	

4x35 mm ² Panzerflex NSHTÖU-J, Ø 36,4 mm, Specific Weight 2490 kg/km, Maximum permissible tensile force [N] 2800							
Reel	L _{reeling} [m]	Collector, 3+Earth Rated current= 160A Rated Voltage= 0,6/1 kV	Speed in m/min				
			20	40	60	80	
E20	55	SR320.04.160	T7N3.50/080.200.40/M05	T7N3.26/080.200.40/M10	T7N2.15/080.200.40/M15	T7N2.12/080.200.40/M20	
G25	90	SR320.04.160	T7N3.63/100.250.40/M05	T7N3.31/100.250.40/M10	T7N2.21/100.250.40/M15	T7N2.15/100.250.40/M20	
H30	135	SR320.04.160	T7N3.81/120.300.40/M05	T7N3.35/120.300.40/M12	T7N3.26/120.300.40/M15	T7N2.21/120.300.40/M20	

4x50 mm ² Panzerflex NSHTÖU-J, Ø 41,6 mm, Specific Weight 3300 kg/km, Maximum permissible tensile force [N] 4000							
Reel	L _{reeling} [m]	Collector, 3+Earth Rated current= 240A Rated Voltage= 0,6/1 kV	Speed in m/min				
			20	40	60	80	
E20	50	SR320.04.240	T8N3.51/080.200.45/M07	T8N3.25/080.200.45/M15	T8N2.16/080.200.45/M20	T8N2.12/080.200.45/M25	
G25	70	SR320.04.240	T8N3.65/100.250.45/M07	T8N3.31/100.250.45/M15	T8N2.20/100.250.45/M20	T8N2.16/100.250.45/M25	
H30	110	SR320.04.240	T8N3.79/120.300.45/M07	T8N3.34/120.300.45/M15	T8N3.34/120.300.45/M20	T8N2.20/120.300.45/M25	

Random coiling - Trommelflex PUR-HF

HORIZONTAL PAYOUT, RANDOM COILING (MAX 3 LAYERS), MOUNTING HEIGHT MAX 1.5 m, WITHOUT DEFLECTION, ACCELERATION 0.2 m/s² DRUM ON MOBILE DEVICE

4x2,5 mm ² Trommelflex PUR-HF, Ø 12,3 mm, Specific Weight 200 kg/km, Maximum permissible tensile force [N] 250							
Reel	L _{reeling} [m]	Collector, 3+Earth Rated Current= 30 A Rated Voltage= 06/1 kV	Speed in m/min				
			20	40	60	80	
A00	35	SR150.04.030	T2S2.18/030.060.15/M01	T2S2.09/030.060.15/M01	T2S2.06/030.060.15/M01	ND	
A01	50	SR150.04.030	T2S2.18/030.060.20/M01	T2S2.09/030.060.20/M01	T2S2.06/030.060.20/M01	ND	
C01	110	SR150.04.030	T2S2.18/056.090.25/M01	T2S2.09/056.090.25/M01	T2S2.06/056.090.25/M01	T2S2.05/056.090.25/M01	
C03	155	SR150.04.030	T2S2.18/056.090.35/M01	T2S2.09/056.090.35/M01	T2S2.06/056.090.35/M01	T2S2.05/056.090.35/M01	

4x4 mm ² Trommelflex PUR-HF, Ø 13,5 mm, Specific Weight 280 kg/km, Maximum permissible tensile force [N] 400							
Reel	L _{reeling} [m]	Collector, 3+Earth Rated Current= 60 A Rated Voltage= 06/1 kV	Speed in m/min				
			20	40	60	80	
A00	35	SR200.04.060	T2S2.18/030.060.15/M01	T2S2.09/030.060.20/M01	T2S2.06/030.060.15/M01	ND	
B00	65	SR200.04.060	T2S2.23/045.080.20/M01	T2S2.09/045.080.20/M01	T2S2.09/045.080.20/M01	T2S2.07/045.080.20/M01	
C01	100	SR200.04.060	T2S2.29/056.090.25/M01	T2S2.16/056.090.25/M01	T2S2.12/056.090.25/M01	T2S2.07/056.090.25/M01	
C03	140	SR200.04.060	T2S2.29/056.090.35/M01	T2S2.16/056.090.35/M01	T2S2.12/056.090.35/M01	T2S2.07/056.090.35/M01	

4x6 mm ² Trommelflex PUR-HF, Ø 14,9 mm, Specific Weight 372 kg/km, Maximum permissible tensile force [N] 600							
Reel	L _{reeling} [m]	Collector, 3+Earth Rated Current= 60 A Rated Voltage= 06/1 kV	Speed in m/min				
			20	40	60	80	
A00	30	SR200.04.060	T2S2.18/030.060.15/M01	T2S2.09/030.060.15/M01	T2S2.06/030.060.15/M01	ND	
B00	60	SR200.04.060	T2S2.26/045.080.20/M01	T2S2.14/045.080.20/M01	T2S2.09/045.080.20/M01	T2S2.06/045.080.20/M02	
C01	90	SR200.04.060	T2S2.29/056.090.25/M01	T2S2.18/056.090.25/M01	T2S2.12/056.090.25/M01	T2S2.08/056.090.25/M02	
C03	130	SR200.04.060	T2S2.29/056.090.35/M01	T2S2.18/056.090.35/M01	T2S2.12/056.090.35/M01	T2S2.08/056.090.35/M02	

4x10 mm ² Trommelflex PUR-HF, Ø 18,9 mm, Specific Weight 615 kg/km, Maximum permissible tensile force [N] 1000							
Reel	L _{reeling} [m]	Collector, 3+Earth Rated Current= 60 A Rated Voltage= 06/1 kV	Speed in m/min				
			20	40	60	80	
A01	30	SR200.04.060	T2N2.18/030.060.20/M01	T2N2.09/030.060.20/M01	T2N2.06/030.060.20/M02	ND	
B00	50	SR200.04.060	T2N2.29/045.080.20/M01	T2N2.14/045.080.20/M01	T2N2.09/045.080.20/M02	T2N2.07/045.080.20/M02	
C02	85	SR200.04.060	T2N2.29/056.090.30/M01	T2N2.16/056.090.30/M01	T2N2.12/056.090.30/M02	T2N2.08/056.090.30/M02	
C03	100	SR200.04.060	T2N2.29/056.090.30/M01	T2N2.16/056.090.35/M01	T2N2.12/056.090.35/M02	T2N2.08/056.090.35/M02	
D01	125	SR200.04.060	T2N2.35/070.110.35/M01	T2N2.21/070.110.35/M01	T2N2.14/070.110.35/M02	T2N2.10/070.110.35/M02	

4x16 mm ² Trommelflex PUR-HF, Ø 22,1 mm, Specific Weight 924 kg/km, Maximum permissible tensile force [N] 1500							
Reel	L _{reeling} [m]	Collector, 3+Earth Rated Current= 100 A Rated Voltage= 06/1 kV	Speed in m/min				
			20	40	60	80	
B01	40	SR320.04.100	T4S2.28/045.090.20/M01	T4S2.13/045.090.20/M02	T4S2.09/045.090.20/M03	T4S2.07/045.090.20/M05	
C06	85	SR320.04.100	T4S2.36/056.100.35/M01	T4S2.17/056.100.35/M02	T4S2.11/056.100.35/M03	T4S2.08/056.100.35/M05	
D01	105	SR320.04.100	T4S2.41/070.110.35/M01	T4S2.20/070.110.35/M02	T4S2.13/070.110.35/M03	T4S2.10/070.110.35/M05	
E01	145	SR320.04.100	T4S2.45/080.140.40/M01	T4S2.22/080.140.40/M02	T4S2.15/080.140.40/M03	T4S2.11/080.140.40/M05	

4x25 mm ² Trommelflex PUR-HF, Ø 25,5 mm, Specific Weight 1230 kg/km, Maximum permissible tensile force [N] 2500							
Reel	L _{reeling} [m]	Collector, 3+Earth Rated Current= 160 A Rated Voltage= 06/1 kV	Speed in m/min				
			20	40	60	80	
B01	30	SR320.04.160	T5S2.28/045.090.20/M02	T5S2.13/045.090.20/M03	T5S2.09/045.090.20/M05	T5S2.07/045.090.20/M05	
C06	75	SR320.04.160	T5S2.35/056.100.35/M02	T5S2.16/056.100.35/M03	T5S2.11/056.100.35/M05	T5S2.09/056.100.35/M05	
D02	95	SR320.04.160	T5S2.45/070.120.40/M02	T5S2.16/070.120.35/M03	T5S2.13/070.120.35/M05	T5S2.10/070.120.35/M05	
E01	125	SR320.04.160	T5S2.45/080.140.40/M02	T5S2.16/080.140.40/M03	T5S2.16/080.140.40/M05	T5S2.11/080.140.40/M05	
H01	175	SR320.04.160	T5S2.71/120.200.40/M02	T5S2.28/120.200.40/M03	T5S2.22/120.200.40/M05	T5S2.17/120.200.40/M05	

4x35 mm ² Trommelflex PUR-HF, Ø 30,2 mm, Specific Weight 1760 kg/km, Maximum permissible tensile force [N] 3500							
Reel	L _{reeling} [m]	Collector, 3+Earth Rated Current= 160 A Rated Voltage= 06/1 kV	Speed in m/min				
			20	40	60	80	
B01	25	SR320.04.160	T5S2.28/045.090.20/M02	T5S2.13/045.090.20/M05	T5S2.10/045.090.20/M05	T5S2.07/045.090.20/M07	
C06	60	SR320.04.160	T5S2.35/056.100.35/M02	T5S2.17/056.100.35/M05	T5S2.11/056.100.35/M05	T5S2.09/056.100.35/M07	
E01	100	SR320.04.160	T5S2.48/080.140.40/M02	T5S2.22/080.140.40/M05	T5S2.16/080.140.40/M05	T5S2.11/080.140.40/M07	
G01	125	SR320.04.160	T5S2.58/100.180.40/M02	T5S2.28/100.180.40/M05	T5S2.17/100.180.40/M05	T5S2.16/100.180.40/M07	
H01	150	SR320.04.160	T5S2.71/120.200.40/M02	T5S2.35/100.180.40/M05	T5S2.22/120.200.40/M05	T5S2.17/120.200.40/M07	

Random coiling - NSHTÖU-J

HORIZONTAL PAYOUT, RANDOM COILING (MAX 3 LAYERS), MOUNTING HEIGHT MAX 1.5 m, WITHOUT DEFLECTION, ACCELERATION 0.2 m/s² DRUM ON MOBILE DEVICE

4x2,5 mm ² Panzerflex NSHTÖU-J, Ø 16,3 mm, Specific Weight 355 kg/km, Maximum permissible tensile force [N] 150						
Reel	L _{reeling} [m]	Collector, 3+Earth Rated Current = 30 A Rated Voltage = 0,6/1 kV	Speed in m/min			
			20	40	60	80
A00	30	SR150.04.030	T2S2.18/030.060.15/M01	T2S2.09/030.060.15/M01	T2S2.06/030.060.15/M01	ND
B00	60	SR150.04.030	T2S2.18/045.080.20/M01	T2S2.09/045.080.20/M01	T2S2.09/045.080.20/M01	T2S2.05/045.080.20/M02
C01	90	SR150.04.030	T2S2.18/056.090.25/M01	T2S2.09/056.090.25/M01	T2S2.12/056.090.25/M01	T2S2.05/056.090.25/M02
C03	120	SR150.04.030	T2S2.18/056.090.35/M01	T2S2.09/056.090.35/M01	T2S2.12/056.090.35/M01	T2S2.05/056.090.35/M02

4x4 mm ² Panzerflex NSHTÖU-J, Ø 18,1 mm, Specific Weight 460 kg/km, Maximum permissible tensile force [N] 320						
Reel	L _{reeling} [m]	Collector, 3+Earth Rated Current = 60 A Rated Voltage = 0,6/1 kV	Speed in m/min			
			20	40	60	80
A00	25	SR200.04.060	T2N2.18/030.060.15/M01	T2N2.09/030.060.15/M01	T2N2.06/030.060.15/M02	ND
B00	50	SR200.04.060	T2N2.18/045.080.20/M01	T2N2.09/045.080.20/M01	T2N2.06/045.080.20/M02	T2N2.05/045.080.20/M02
C01	75	SR200.04.060	T2N2.18/056.090.25/M01	T2N2.12/056.090.25/M01	T2N2.06/056.090.25/M02	T2N2.06/056.090.25/M02
C03	110	SR200.04.060	T2N2.18/056.090.35/M01	T2N2.12/056.090.35/M01	T2N2.06/056.090.35/M02	T2N2.06/056.090.35/M02

4x6 mm ² Panzerflex NSHTÖU-J, Ø 20,5 mm, Specific Weight 615 kg/km, Maximum permissible tensile force [N] 480						
Reel	L _{reeling} [m]	Collector, 3+Earth Rated Current = 60 A Rated Voltage = 0,6/1 kV	Speed in m/min			
			20	40	60	80
A01	25	SR200.04.060	T3N2.18/030.060.20/M01	T3N2.09/030.060.20/M01	T3N2.06/030.060.20/M02	ND
B00	40	SR200.04.060	T3N2.26/045.080.20/M01	T3N2.16/045.080.20/M01	T3N2.09/045.080.20/M02	T3N2.07/045.080.20/M03
C04	70	SR200.04.060	T3N2.33/056.100.25/M01	T3N2.16/056.100.25/M01	T3N2.11/056.100.25/M02	T3N2.08/056.100.25/M03
C06	100	SR200.04.060	T3N2.33/056.100.35/M01	T3N2.16/056.100.35/M01	T3N2.11/056.100.35/M02	T3N2.08/056.100.35/M03
	125	SR200.04.060	T3N2.39/070.120.35/M01	T3N2.20/070.120.35/M01	T3N2.13/070.120.35/M02	T3N2.10/070.120.35/M03

4x10 mm ² Panzerflex NSHTÖU-J, Ø 24,0 mm, Specific Weight 920 kg/km, Maximum permissible tensile force [N] 800						
Reel	L _{reeling} [m]	Collector, 3+Earth Rated Current = 60 A Rated Voltage = 0,6/1 kV	Speed in m/min			
			20	40	60	80
B01	35	SR200.04.060	T4S2.28/045.090.20/M01	T4S2.13/045.090.20/M02	T4S2.09/045.090.20/M03	T4S2.07/045.090.20/M05
C05	60	SR200.04.060	T4S2.33/056.100.25/M01	T4S2.17/056.100.25/M02	T4S2.11/056.100.25/M03	T4S2.08/056.100.25/M05
D02	100	SR200.04.060	T4S2.41/070.120.35/M01	T4S2.24/070.120.35/M02	T4S2.13/070.120.35/M03	T4S2.10/070.120.35/M05
F01	150	SR200.04.060	T4S2.54/090.160.40/M01	T4S2.25/090.160.40/M02	T4S2.17/090.160.40/M03	T4S2.13/090.160.40/M05

4x16 mm ² Panzerflex NSHTÖU-J, Ø 27,6 mm, Specific Weight 1310 kg/km, Maximum permissible tensile force [N] 1280						
Reel	L _{reeling} [m]	Collector, 3+Earth Rated Current = 100 A Rated Voltage = 0,6/1 kV	Speed in m/min			
			20	40	60	80
B01	25	SR320.04.100	T5S2.28/045.090.20/M02	T5S2.13/045.090.20/M03	T5S2.09/045.090.20/M05	T5S2.07/045.090.20/M05
C06	65	SR320.04.100	T5S2.35/056.100.35/M02	T5S2.17/056.100.35/M03	T5S2.11/056.100.35/M05	T5S2.09/056.100.35/M05
D02	90	SR320.04.100	T5S2.45/070.120.45/M02	T5S2.13/070.120.35/M03	T5S2.13/070.100.35/M05	T5S2.10/070.120.40/M05
F01	130	SR320.04.100	T5S2.53/090.160.40/M02	T5S2.28/090.160.40/M03	T5S2.17/090.160.40/M05	T5S2.12/090.160.40/M05

4x25 mm ² Panzerflex NSHTÖU-J, Ø 32,8 mm, Specific Weight 1860 kg/km, Maximum permissible tensile force [N] 2000						
Reel	L _{reeling} [m]	Collector, 3+Earth Rated Current = 160 A Rated Voltage = 0,6/1 kV	Speed in m/min			
			20	40	60	80
C05	40	SR320.04.160	T6S3.35/056.100.30/M02	T6S2.16/056.100.30/M05	T6S2.09/056.100.30/M07	T6S2.07/056.100.30/M07
D03	75	SR320.04.160	T6S3.45/070.130.35/M02	T6S2.20/070.120.35/M05	T6S2.13/070.120.35/M07	T6S2.09/070.120.35/M07
E02	100	SR320.04.160	T6S3.45/080.160.40/M02	T6S2.20/080.160.40/M05	T6S2.16/080.160.40/M07	T6S2.13/080.160.40/M07
H01	140	SR320.04.160	T6S3.63/120.200.40/M02	T6S3.32/120.200.40/M05	T6S2.20/120.200.40/M07	T6S2.16/120.200.40/M07

4x35 mm ² Panzerflex NSHTÖU-J, Ø 36,4 mm, Specific Weight 2490 kg/km, Maximum permissible tensile force [N] 2800						
Reel	L _{reeling} [m]	Collector, 3+Earth Rated Current = 160 A Rated Voltage = 0,6/1 kV	Speed in m/min			
			20	40	60	80
C06	40	SR320.04.160	T6N3.35/056.100.35/M03	T6N2.16/070.130.35/M05	T6N2.13/056.100.35/M08	T6N2.09/056.100.35/M10
D03	60	SR320.04.160	T6N3.40/070.130.35/M03	T6N2.20/070.130.35/M05	T6N2.13/070.130.35/M08	T6N2.09/070.130.35/M10
E02	90	SR320.04.160	T6N3.45/080.160.40/M03	T6N2.20/080.160.40/M05	T6N2.16/080.160.40/M08	T6N2.13/080.160.40/M10
H01	130	SR320.04.160	T6N3.63/120.200.40/M03	T6N3.32/120.200.40/M05	T6N2.20/120.200.40/M08	T6N2.16/120.200.40/M10

4x50 mm ² Panzerflex NSHTÖU-J, Ø 41,6 mm, Specific Weight 3300 kg/km, Maximum permissible tensile force [N] 4000						
Reel	L _{reeling} [m]	Collector, 3+Earth Rated Current = 240 A Rated Voltage = 0,6/1 kV	Speed in m/min			
			20	40	60	80
D02	45	SR320.04.240	T8N3.45/070.120.35/M05	T8N2.20/070.120.35/M07	T8N2.12/070.120.35/M10	T8N2.10/070.120.35/M15
E02	80	SR320.04.240	T8N3.51/080.160.40/M05	T8N2.20/080.160.40/M07	T8N2.16/080.160.40/M10	T8N2.12/080.160.40/M15
H01	115	SR320.04.240	T8N3.70/120.200.40/M05	T8N3.34/120.200.40/M07	T8N3.25/120.200.40/M10	T8N2.16/120.200.40/M15
L01	150	SR320.04.240	T8N3.99/160.240.40/M05	T8N3.45/160.240.40/M07	T8N3.34/120.200.40/M10	T8N2.20/160.240.40/M15

TROMMELFLEX PUR-HF

Conductor material in bare copper strand, according to DIN VDE 0295 class 5, IEC 60228 class 5. Outer, and inner, sheath in polyurethane (PUR), black colour and printed. Core insulation based on polyester. Supporting stress with central textile element. Rated voltage 0,6/1 kV and testing voltage 2,5 kV.

Temperature range

-50°C / + 90° for fixed application;
40°C / 90° C for moved application; Max
operating temperature on conductor 90 °C.

Application

Halogen free reeling cable for heavy duty devices such as cable reels (also vertical application). For exceptional mechanical stress in dry, humid and wet rooms and for outdoor use.

Special features

Reduced outer diameter and reduced weight. Permanent tensile loading without supporting element, 25 N/mm². Breaking load of supporting element specific for each cable (see table below).

	N° conductors and cross section [mm ²]	Cable diam [mm]	Spec. Weight [kg/km]	Tensile strength [N]
1	4	1.5	11.2	155
2	5	1.5	11.8	178
3	7	1.5	13.5	218
4	12	1.5	17.0	363
5	18	1.5	18.1	459
6	24	1.5	20.9	590
7	30	1.5	24.0	720
8	42	1.5	28.0	920
9	4	2.5	12.3	200
10	5	2.5	13.0	220
11	7	2.5	14.7	310
12	12	2.5	20.1	550
13	18	2.5	20.4	670
14	24	2.5	22.9	870
15	30	2.5	26.0	1090
16	36	2.5	29.0	1400
17	4	4	13.5	280
18	14	4	25.3	800
19	4	6	14.9	372
20	4	10	18.9	615
21	4	16	22.1	924
22	4	25	25.5	1230
23	4	35	30	1778
24	5	4	14.5	318
25	5	6	17.6	435
26	5	10	20.5	704
27	5	16	24.2	1067
28	4x16+2x(4x1,5)C	25.6	1184	1600
29	19x2,5+5x1,5'C	23.8	850	1180
30	8x6x2,5	45.2	2485	3000
31				

NSHTÖU-J - Power and control cables

Tinned copper conductor, flexible according to IEC 60228 class 5. Insulation in HEPR compound with improved electrical and mechanical characteristics. Inner and outer sheath in Polichloroprenrubber compound UV and oil resistant. Antitwisting protection. Rated voltage 0,6/1 kV, AC test voltage over five minutes 3,5 kV.

Temperature range

-40°C / + 90° for fixed application;
25°C / 90° C for fully flexible operation;
Max operating temperature on conductor 90 °C.

Application


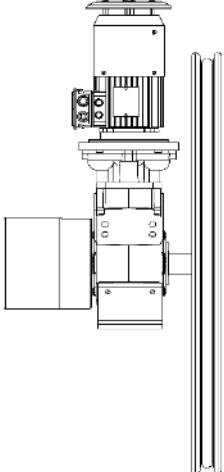
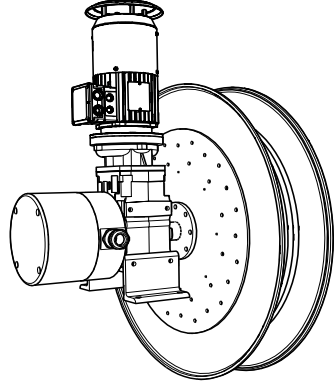
Flexible power cables for use on connecting movable parts of machine tools and any material handling equipment. Suitable on cables reels associated to high mechanical stresses, fast movement and acceleration.

Special features

Tensile load up to 20 N/mm² and consequently the maximum permissible load according to cross section of the conductor. No restriction for reeling operation. Unrestricted use outdoor and indoor.

	N° conductors and cross section [mm ²]	Cable diam [mm]	Spec. Weight [kg/km]	Maximum permissible tensile force [N]
	4	1.5	15.2	285
	5	1.5	16.0	320
	7	1.5	17.9	415
	12	1.5	21.2	585
	18	1.5	23.7	765
	24	1.5	27.6	1040
	30	1.5	28.7	1140
	36	1.5	31.8	1370
	4	2.5	16.3	355
	5	2.5	17.3	410
	7	2.5	20.2	570
	12	2.5	23.2	760
	18	2.5	26.8	1070
	24	2.5	31.8	1450
	30	2.5	33	1600
	36	2.5	35	1850
	4	4	18.1	460
	4	6	20.5	615
	4	10	24	920
	4	16	27.6	1310
	4	25	32.8	1860
	4	35	36.4	2490
	5	4	20.1	575
	5	6	21.9	725
	5	10	26.6	1140
	5	16	29.7	1550
	5	25	35.4	2170
	5	35	40.2	3080
	5	50	52.5	5480
	7	4	22.6	1850
	12	4	27	1851

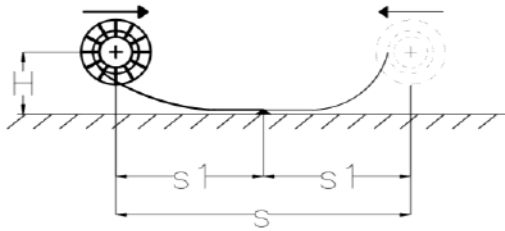
QUESTIONARIO PER RICHIESTA D'OFFERTA - ENQUIRY FORM

From / Richiedente Date / data: _____ Company / Azienda: _____ Address / Indirizzo: _____ e-Mail: _____ Phone / Tel.: _____ Fax: _____ Person in charge / Incaricato: _____	Pieces / Pezzi Without cable/hose Senza cavo/tubo <input style="width: 50px; height: 20px;" type="text"/> With Cable/hose Con cavo/tubo <input style="width: 50px; height: 20px;" type="text"/>		
Application data / Applicazione Max travel speed / Velocità massima [m/min]: _____ Acceleration / Accelerazione [m/s ²]: _____ Installation height / Altezza di installazione [m]: _____ Active reeling length / Lunghezza da riavvolgere [m]: _____ Ambient temperature / Temperatura ambiente [°C]: _____ Installation / Installazione: <input type="checkbox"/> Indoor / Interno <input type="checkbox"/> Outdoor / Esterno Marine environment / Ambiente marino <input type="checkbox"/> Yes/Sì <input type="checkbox"/> NO Other / Altro: _____	 Monospiral rewinding Avvolgimento monospira <input style="width: 30px; height: 20px;" type="text"/>	 Random rewinding Avvolgimento casuale <input style="width: 30px; height: 20px;" type="text"/>	
Slipring / Collettore N° of Power contacts / N° di poli di potenza: _____ Voltage / Tensione [V]: _____ Current / Corrente [A]: _____ Neutral / Neutro: <input type="checkbox"/> Yes/Sì <input type="checkbox"/> NO N° of signal contacts / N° di contatti di segnale: _____ Voltage / Tensione [V]: _____ Current / Corrente [mA]: _____ Frequency / Frequenza [Hz]: _____ PE / Terra: <input type="checkbox"/> Yes/Sì <input type="checkbox"/> NO			
Cable / Cavo Nominal voltage / Tensione nominale [V/AC]: _____ Duty Cycle [%] (e.g. continuously = 100%) / Utilizzo (es. continuo = 100%): _____ N° of core [n] x cross section [mm ²] / N° conduttori [n] x sezione [mm ²]: _____ External Overall Diameter / Diametro esterno [mm]: _____ Special cables (describe) / Cavi speciali (descrivere): _____ Current / Corrente [A]: _____ Voltage / Tensione [V]: _____ PE / Terra: <input type="checkbox"/> Yes/Sì <input type="checkbox"/> NO Cable weight / Peso del cavo [kg/m]: _____			
Hose / Tubo Hose internal diameter / Diametro interno del tubo: _____ <input type="checkbox"/> mm <input type="checkbox"/> inch Hose working pressure / Pressione di esercizio del tubo: _____ <input type="checkbox"/> bar <input type="checkbox"/> psi <input type="checkbox"/> kPa Hose outer diameter / Diametro esterno del tubo: _____ mm Hose weight (empty) / Peso del tubo (vuoto): _____ kg/m Max. allowable tension / Massima tensione applicabile: _____ N Fluid carried / Fluido trasportato: _____ Type / Tipo			
Note _____ _____ _____ _____			

QUESTIONARIO PER RICHIESTA D'OFFERTA - ENQUIRY FORM

Tick the applicable box / Selezionare la casella più appropriata

- End feed:
Cable discharge
to one sides.
- Center feed:
Cable discharge
to two side.

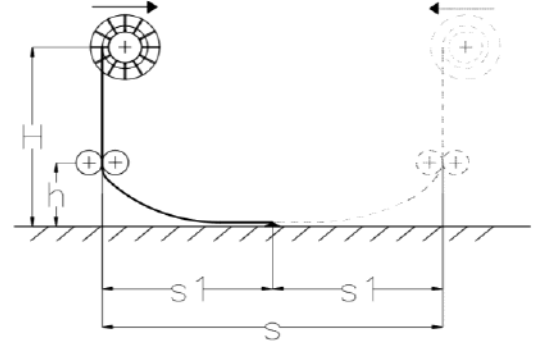


Horizontal mobile application
Cable discharge horizontally to one or two sides;
cable resting on the ground.

Applicazione mobile orizzontale
L'avvolgicavo è alimentato da uno o due lati;
il cavo è appoggiato a terra.

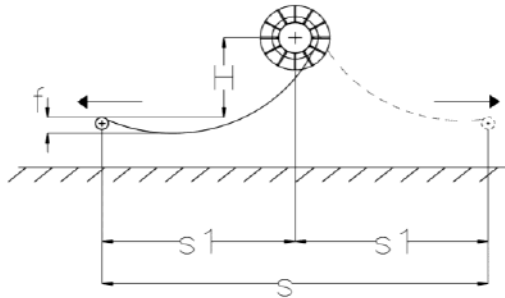
1A

- End feed:
Cable discharge
to one sides.
- Center feed:
Cable discharge
to two side.



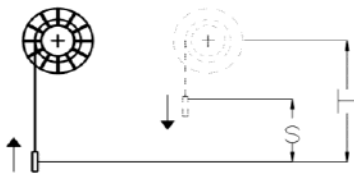
Horizontal mobile application
As in 1A, with addition of cable guide.
Applicazione mobile orizzontale
Come nel caso 1A, con l'aggiunta del guidacavo.

1B



The reel can be mobile or fixed.
L'avvolgicavo può essere mobile o fisso.

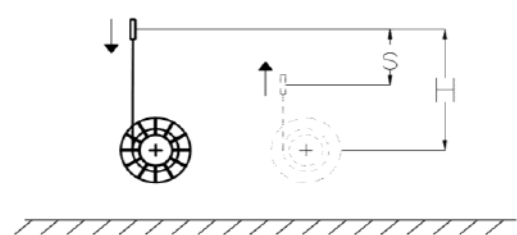
2 **Stationary/mobile application** **Applicazione stazionaria/mobile**
Cable suspended. **Cavo sospeso.**



Vertical application
Vertical cable reel overhead; cable connection below.

Applicazione verticale
Avvolgimento verticale dal basso.

3A



Vertical application
Vertical cable reel below; cable connection overhead.

Applicazione verticale
Avvolgimento verticale dall'alto.

3B

Terms

s: Travel length
s1: Winding length
H: Mounting height of the cable reel
h: Mounting height of cable guide
f: Maximum cable sag

Definizioni

s: Lunghezza utile
s1: Lunghezza di avvolgimento
H: Altezza di montaggio dell'avvolgicavo
h: Altezza di montaggio del guidacavo
f: Freccia massima del cavo

Application / Applicazione

Examples of applications



Note

A series of horizontal dotted lines for writing notes.



Your reel partner

DEMAC S.r.l.

Via R. Murri, 14 • Magenta (MI) • Italy

Phone +39 02 9784488

Fax +39 02 97003509

info@demac.it • www.demac.it